


## Official results for AusChamps - Event 3 - Australian Secondary Schools Sprint Championships

Name: AusChamps - Event 3 - Australian Secondary Schools Sprint Championships



Organiser:  Orienteering Queensland

Date: Monday 26 September 2016

### Senior Boys 2 800 m, 38 starting competitors




Plac	Name	Organisation	Time	Diff	Km time
1	Angus Haines	 SA	10:57		3:54
2	Patrick Jaffe	 VIC	11:20	+0:23	4:02
3	Callum Hill	 NZ	11:48	+0:51	4:12
4	Ewan Barnett	 ACT	11:54	+0:57	4:15
5	Duncan Currie	 NSW	12:00	+1:03	4:17
6	Max Griffiths	 NZ	12:12	+1:15	4:21
7	Joseph Dickinson	 TAS	12:21	+1:24	4:24
8	Oliver Martin	 WA	12:22	+1:25	4:25
9	Andrei Popovici	 NZ	12:23	+1:26	4:25
10	Nicholas Congedi	 SA	12:42	+1:45	4:32
11	Mark Glanville	 ACT	12:58	+2:01	4:37
12	Sebastian OHalloran	 TAS	13:11	+2:14	4:42
13	Patrick Miller	 ACT	13:26	+2:29	4:47
13	Jed Fleming	 TAS	13:26	+2:29	4:47
15	Luke West	 TAS	13:28	+2:31	4:48
16	Lachlan McCarthy	 SA	13:41	+2:44	4:53
17	Alastair George	 NSW	13:50	+2:53	4:56
18	Nicholas Burrige	 QLD	13:52	+2:55	4:57
19	Jimmy Cameron	 VIC	14:02	+3:05	5:00
19	Zac Needham	 ACT	14:02	+3:05	5:00
21	Jesse Piironen	 ACT	14:03	+3:06	5:01
22	Johann Burgess	 TAS	14:13	+3:16	5:04
23	Cameron Morrison	 QLD	14:23	+3:26	5:08
24	Lachlan Cherry	 VIC	14:38	+3:41	5:13
25	Jack Hill	 QLD	14:40	+3:43	5:14
26	Daniel Gray	 QLD	14:44	+3:47	5:15
27	Hugo McCahon-Boersma	 NSW	14:50	+3:53	5:17
28	Jake West	 TAS	14:53	+3:56	5:18
29	Rowan Ramamurthy	 EN Q	15:26	+4:29	5:30
30	Michael Loughnan	 VIC	16:13	+5:16	5:47
31	Edward Finnie	 WA	16:23	+5:26	5:51
32	Hugh Gingell	 NSW	16:40	+5:43	5:57
33	Glenn James	 VIC	16:42	+5:45	5:57
34	Daniel Murray	 QLD	17:19	+6:22	6:11
35	Jayden Harvey	 QLD	17:21	+6:24	6:11
	Max Dalheim	 VIC	mispunched		
	Tyler Eves	 WA	mispunched		
	Calum Sutherland	 NZ	did not finish		
	Ryan Stocks	 ACT	did not start		

**Senior Girls** 2 600 m, 28 starting competitors

Plac	Name	Organisation	Time	Diff	Km time
1	Tara Melhuish	 ACT	11:40		4:29
2	Jenna Tidswell	 NZ	12:01	+0:21	4:37
3	Briana Steven	 NZ	12:19	+0:39	4:44
4	Carolyné Nel	 NZ	12:36	+0:56	4:50
5	Caroline Pigerre	 QLD	12:45	+1:05	4:54
6	Zoe Dowling	 TAS	12:47	+1:07	4:55
7	Ellie de Jong	 QLD	12:51	+1:11	4:56
7	Georgina Dibble	 NZ	12:51	+1:11	4:56
9	Meredith Norman	 SA	13:07	+1:27	5:02
10	Rachel Allen	 TAS	13:16	+1:36	5:06
11	Georgia Jones	 NSW	13:34	+1:54	5:13
12	Zazi Brennan	 QLD	13:56	+2:16	5:21
13	Laurel Gannon	 QLD	14:39	+2:59	5:38
14	Miho Yamazaki	 ACT	14:43	+3:03	5:39
15	Jo Anna Maynard	 WA	14:44	+3:04	5:40
16	Charlotte Brader	 SA	14:54	+3:14	5:43
17	Gabrielle Withers	 EN Q	14:58	+3:18	5:45
18	Sarah Lim	 SA	15:07	+3:27	5:48
19	Melissa Annetts	 NSW	15:12	+3:32	5:50
20	Claire Burgess	 NSW	15:23	+3:43	5:55
21	Jess Rogers	 QLD	15:44	+4:04	6:03
22	Alyce Heap	 SA	16:17	+4:37	6:15
23	Emily Alder	 ACT	16:25	+4:45	6:18
24	Alice Bills	 VIC	17:09	+5:29	6:35
25	Alicia Ciacic	 VIC	17:47	+6:07	6:50
26	Jacinta Mackay	 TAS	17:56	+6:16	6:53
27	Jessica Stephens	 TAS	18:58	+7:18	7:17
28	Samara Fletcher	 VIC	19:13	+7:33	7:23

















**Junior Boys** 2 500 m, 44 starting competitors

Plac	Name	Organisation	Time	Diff	Km time
1	Dante Afnan	 SA	10:07		4:02
2	Alvin Craig	 NSW	10:29	+0:22	4:11
3	Sebastian Safka	 NZ	10:39	+0:32	4:15
4	Isaac Egan	 NZ	10:42	+0:35	4:16
5	Grant Reinbott	 QLD	10:55	+0:48	4:22
6	Will Tidswell	 NZ	11:14	+1:07	4:29
7	Noah Poland	 ACT	11:23	+1:16	4:33
8	Tom Harding	 NZ	11:33	+1:26	4:37
9	Ryan Gray	 QLD	11:39	+1:32	4:39
10	Andrew Kerr	 ACT	11:47	+1:40	4:42
11	Blake Reinbott	 QLD	11:53	+1:46	4:45
12	Jaiden Fidge	 QLD	11:59	+1:52	4:47
13	Lachlan Billett	 NSW	12:06	+1:59	4:50

Plac	Name	Organisation	Time	Diff	Km time
14	Jensen Key	 VIC	12:11	+2:04	4:52
15	Tristan Miller	 ACT	12:15	+2:08	4:54
16	Mason Arthur	 VIC	12:21	+2:14	4:56
17	Hadyn Tang	 VIC	12:23	+2:16	4:57
18	Joshua Allen	 TAS	12:24	+2:17	4:57
19	Jaidyn Gluskie	 TAS	12:35	+2:28	5:02
20	Riley Martin	 WA	12:45	+2:38	5:06
21	Angus Leung	 NSW	12:52	+2:45	5:08
22	Brody McCarthy	 VIC	12:57	+2:50	5:10
23	Ewan Shingler	 NSW	13:13	+3:06	5:17
24	Saxon Charles	 QLD	13:16	+3:09	5:18
25	Oscar Woolford	 NSW	13:45	+3:38	5:30
26	Jack Marschall	 SA	13:47	+3:40	5:30
27	Ethan Penck	 SA	13:55	+3:48	5:34
28	Mykal Marsham	 ACT	13:57	+3:50	5:34
29	David Stocks	 ACT	14:02	+3:55	5:36
30	Ben Poortenaar	 TAS	14:20	+4:13	5:44
31	Jordan Neill	 WA	14:40	+4:33	5:52
32	Toby Cazzolato	 SA	14:41	+4:34	5:52
33	Clyde McGhee	 NSW	15:14	+5:07	6:05
34	Tom Poortenaar	 TAS	15:17	+5:10	6:06
35	Dexter Canning	 TAS	15:18	+5:11	6:07
36	Alex Battaglia	 TAS	15:27	+5:20	6:10
37	Max Grivell	 SA	16:05	+5:58	6:26
38	Mason Eves	 WA	16:26	+6:19	6:34
39	Shaun Richards	 WA	17:33	+7:26	7:01
40	Remi Afnan	 SA	17:40	+7:33	7:04
41	Finn Mackay	 NSW	18:02	+7:55	7:12
42	Archie Neylon	 VIC	18:48	+8:41	7:31
43	Riley McFarlane	 WA	24:12	+14:05	9:40
	William Davey	 VIC	mispunched		
	Patrick Dufty	 WA	did not start		

### Junior Girls 2 300 m, 38 starting competitors

Plac	Name	Organisation	Time	Diff	Km time
1	Joanna George	 SA	10:31		4:34
2	Zoe Melhuish	 ACT	10:35	+0:04	4:36
3	Jessica Sewell	 NZ	10:45	+0:14	4:40
4	Michaela Maynard	 WA	10:50	+0:19	4:42
5	Georgia Skelton	 NZ	11:17	+0:46	4:54
6	Caitlin Young	 ACT	11:19	+0:48	4:55
7	Mikaela Gray	 QLD	11:21	+0:50	4:56
8	Sofie Safkova	 NZ	11:26	+0:55	4:58
9	Ella Cuthbert	 ACT	11:41	+1:10	5:04
10	Abigail George	 SA	11:48	+1:17	5:07
11	Emily Sorensen	 SA	11:50	+1:19	5:08

Plac	Name	Organisation	Time	Diff	Km time
12	Olivia Collins	 NZ	12:05	+1:34	5:15
13	Arabella Phillips	 TAS	12:15	+1:44	5:19
14	Amy Enkelaar	 TAS	12:27	+1:56	5:24
15	Rani Brennan	 QLD	12:44	+2:13	5:32
16	Sophie Jones	 NSW	13:22	+2:51	5:48
17	Kasey Lane	 QLD	13:26	+2:55	5:50
18	Ellen Currie	 NSW	13:31	+3:00	5:52
19	Emily Li	 ACT	13:43	+3:12	5:57
20	Tia Chitty	 WA	14:17	+3:46	6:12
21	Eleanor McLean	 TAS	14:20	+3:49	6:13
22	Serryn Eenjes	 VIC	14:36	+4:05	6:20
23	Lauren Murray	 QLD	14:44	+4:13	6:24
24	Sarah Davies	 VIC	14:56	+4:25	6:29
25	Lina Heuer	 SA	15:15	+4:44	6:37
26	Julia Gannon	 RR Q	15:38	+5:07	6:47
27	Skye McMullen	 WA	15:58	+5:27	6:56
28	Ellen Johnson	 ACT	15:59	+5:28	6:56
29	Pia Cunningham	 ACT	16:19	+5:48	7:05
30	Laura de Jong	 QLD	16:47	+6:16	7:17
31	Lily McFarlane	 WA	16:54	+6:23	7:20
32	Sarah Richards	 WA	17:19	+6:48	7:31
33	Joanna Hill	 NSW	17:37	+7:06	7:39
34	Caitlyn Steer	 VIC	17:58	+7:27	7:48
35	Karina Cherry	 VIC	18:20	+7:49	7:58
36	Noelle Chitty	 WA	18:33	+8:02	8:03
	Serena Doyle	 NSW	disqualified		
	Mikayla Cooper	 TAS	mispunched		

Please report errors in the result list to the organiser.