


®



**2008 PACIFIC SCHOOL GAMES**  
**CANBERRA**  
30 November - 6 December



## Diving Results 2008

### Girls 10 Years 1m Springboard

Place	Diver	State / Country	Score
1st	Anna-Irene Tsoukalas	Victoria	168.70
2nd	Jessica Clark	Victoria	134.90
3rd	Lucy Larkins	Queensland	130.45
4th	Chenayde Reid	Victoria	125.55
5th	Elizabeth Macarounas	New South Wales	103.90
6th	Sinead McNamara	New South Wales	99.25
7th	Jessica Forkert	New Zealand	94.05
8th	Elizabeth Baral	New South Wales	93.65

### Girls 10 Years 3m Springboard


Place	Diver	State / Country	Score
1st	Anna-Irene Tsoukalas	Victoria	186.90
2nd	Chenayde Reid	Victoria	165.35
3rd	Lucy Larkins	Queensland	130.85
4th	Jessica Clark	Victoria	122.70
5th	Elizabeth Macarounas	New South Wales	104.30
6th	Sinead McNamara	New South Wales	88.25
7th	Elizabeth Baral	New South Wales	78.75

### Boys 10 Years 1m Springboard

Place	Diver	State / Country	Score
1st	Wai Hou Ng	Macau	148.35
2nd	Spencer Smagas	Victoria	127.65
3rd	Freddie Pryor	New South Wales	115.95
4th	Nelson Mears	New Zealand	103.10
5th	Lincoln Potter	South Australia	93.55
6th	Bryn Schievink	New Zealand	86.20

### Boys 10 Years 3m Springboard

Place	Diver	State / Country	Score
1st	Wai Hou Ng	Macau	133.80
2nd	Freddie Pryor	New South Wales	129.95
3rd	Spencer Smagas	Victoria	106.55
4th	Lincoln Potter	South Australia	89.90
5th	Bryn Schievink	New Zealand	67.60



### Girls 11 Years 1m Springboard

Place	Diver	State / Country	Score
1st	Tamara Ambrose	New South Wales	147.70
2nd	Genevieve de la Motte	New South Wales	143.00
3rd	Fiona Cameron	New Zealand	131.70
4th	Louise Poole	New South Wales	123.50
5th	Meg Thornton	Victoria	122.35
6th	Courtney Graymore	Queensland	118.25
7th	Elizabeth Cui	New Zealand	111.35
8th	Georgia Jacobson-Home	Tasmania	95.55
9th	Madeleine Leggett	Tasmania	85.80
10th	Louise Hanlon	Tasmania	83.65
11th	Antonia Skene	Australian Capital Territory	72.90

### Girls 11 Years 3m Springboard

Place	Diver	State / Country	Score
1st	Fiona Cameron	New Zealand	157.50
2nd	Genevieve de la Motte	New South Wales	145.55
3rd	Meg Thornton	Victoria	144.15
4th	Tamara Ambrose	New South Wales	141.40
5th	Louise Poole	New South Wales	138.45
6th	Courtney Graymore	Queensland	117.35
7th	Elizabeth Cui	New Zealand	103.40

### Boys 11 Years 1m Springboard

Place	Diver	State / Country	Score
1st	Joshua Kehagias	Victoria	161.05
2nd	Scotia Mullin	Victoria	160.20
3rd	Hamilton Belcher	New Zealand	127.55
4th	Tasman Calver	Australian Capital Territory	121.65
5th	Christian Holman	New South Wales	116.40
6th	Jack Houghton	Queensland	106.10
7th	Liam Heather	New South Wales	103.75
8th	Blake Marshall	South Australia	99.55
9th	Campbell Clapp	Victoria	96.50
10th	Oliver Dow	South Australia	81.55

### Boys 11 Years 3m Springboard

Place	Diver	State / Country	Score
1st	Scotia Mullin	Victoria	158.60
2nd	Joshua Kehagias	Victoria	157.80
3rd	Christian Holman	New South Wales	136.40
4th	Jack Houghton	Queensland	136.15
5th	Tasman Calver	Australian Capital Territory	121.60
6th	Campbell Clapp	Victoria	103.70
7th	Liam Heather	New South Wales	95.85
8th	Blake Marshall	South Australia	94.70
9th	Oliver Dow	South Australia	79.05

### Girls 12 Years 1m Springboard

Place	Diver	State / Country	Score
1st	Tiffany Galloway	Victoria	202.85
2nd	Charlotte Frawley	Victoria	197.30
3rd	Selda de Wilzem	Queensland	178.10
4th	Breanna Houghton	Queensland	175.65
5th	I Teng Lo	Macau	174.80
6th	Maddison Keeney	Western Australia	172.65
7th	Mollie Allison	Tasmania	168.25
8th	Jana Harvey	Western Australia	145.35
9th	Natalie Kozlov	Victoria	145.05
10th	Chi Wai Leong	Macau	139.60
11th	Emily Bliss	Queensland	135.75
12th	Phoebe Shilling	New Zealand	134.05
13th	Lily Frame	New South Wales	122.10
14th	Katie Oag	New South Wales	119.85
15th	Hannah Leske	South Australia	105.20

### Girls 12 Years 3m Springboard

Place	Diver	State / Country	Score
1st	Maddison Keeney	Western Australia	179.75
2nd	Mollie Allison	Tasmania	179.20
3rd	I Teng Lo	Macau	172.20
4th	Jana Harvey	Western Australia	168.45
5th	Charlotte Frawley	Victoria	167.65
6th	Sita Paling	New South Wales	166.20
7th	Mary Loupis	Victoria	166.10
8th	Tiffany Galloway	Victoria	165.10
9th	Emily Bliss	Queensland	154.85
10th	Phoebe Shilling	New Zealand	153.80
11th	Claudia Larkins	Queensland	151.65
12th	Breanna Houghton	Queensland	149.55
13th	Chi Wai Leong	Macau	147.85
14th	Lily Frame	New South Wales	115.90

### Boys 12 Years 1m Springboard

Place	Diver	State / Country	Score
1st	Liam Stone	New Zealand	178.15
2nd	Kyle Lovell	New South Wales	148.30
3rd	Nathan Veal	Victoria	143.90
4th	Nicholas Bransdon	New South Wales	137.25
5th	Cameron Warren-Smith	Victoria	124.10
6th	Liam Dummer	New South Wales	119.70
7th	Geoffrey Templer	South Australia	119.65
8th	Aaron Harvey	Tasmania	117.10
9th	Leighton Scheer	South Australia	116.30
10th	Lachlan Trabinger	Australian Capital Territory	113.05

### Boys 12 Years 3m Springboard

Place	Diver	State / Country	Score
1st	Liam Stone	New Zealand	193.80
2nd	Kyle Lovell	New South Wales	180.65
3rd	Nathan Veal	Victoria	156.45
4th	Nicholas Bransdon	New South Wales	154.40
5th	Liam Dummer	New South Wales	140.55
6th	Geoffrey Templer	South Australia	126.40

7th ..... Aaron Harvey ..... Tasmania ..... 114.30

**Girls 10-12 Years Platform**

Place	Diver	State / Country	Score
1st	Anna-Irene Tsoukalas	Victoria	174.10
2nd	Genevieve de la Motte	New South Wales	148.40
3rd	Charlotte Frawley	Victoria	139.80
4th	Maddison Keeney	Western Australia	134.75
5th	Mary Loupis	Victoria	130.50
6th	Tamara Ambrose	New South Wales	129.90
7th	I Teng Lo	Macau	128.40
8th	Jana Harvey	Western Australia	125.00
9th	Lucy Larkins	Queensland	123.00
10th	Emily Bliss	Queensland	122.30
11th	Sita Paling	New South Wales	118.40
12th	Claludia Larkins	Queensland	116.40
13th	Mollie Allison	Tasmania	105.35
14th	Chi Wai Leong	Macau	97.90

**Boys 10-12 Years Platform**

Place	Diver	State / Country	Score
1st	Scotia Mullin	Victoria	165.55
2nd	Joshua Kehagias	Victoria	147.85
3rd	Liam Stone	New Zealand	140.85
4th	Wai Hou Ng	Macau	131.05
5th	Christian Holman	New South Wales	128.60
6th	Kyle Lovell	New South Wales	126.30
7th	Freddie Pryor	New South Wales	106.15
8th	Tasman Calver	Australian Capital Territory	98.60



### Girls 10-12 Years Synchro

Place	Divers	State / Country	Score
1st	Natalie Kozlov / Tiffany Galloway	Victoria	142.26
2nd	Anna Tsoukalas / Meg Thornton	Victoria	135.42
3rd	Selda de Wilzem / Breanna Houghton	Queensland	131.22
4th	Tamara Ambrose / Sita Paling	New South Wales	126.78
5th	Lucy Larkins / Emily Bliss	Queensland	120.60
6th	Chenayde Reid / Jessica Clark	Victoria	118.68
7th	Jana Harvey / Maddison Keeney	Western Australia	116.64
8th	Katie Oag / Lily Frame	New South Wales	112.95
9th	Mary Loupis / Charlotte Frawley	Victoria	112.56
10th	Genevieve de la Motte / Louise Poole	New South Wales	108.00
11th	Chi Wai Leong / I Teng Lo	Macau	105.18
12th	Louise Hanlon / Madeline Leggett	Tasmania	82.32
13th	Sinead McNamara / Elizabeth Baral	New South Wales	79.53
14th	Antonia Skene / Elizabeth Macarounas	Aust Capt Territory / New Sth Wales	70.05

### Boys 10-12 Years Synchro

Place	Divers	State / Country	Score
1st	Kyle Lovell / Christian Holman	New South Wales	130.56
2nd	Liam Heather / Liam Dummer	New South Wales	123.00
3rd	Tasman Calver / Lachlan Trabinger	Australian Capital Territory	116.40
4th	Spencer Smagas / C. Warren-Smith	Victoria	108.84
5th	Campbell Clapp / Nathan Veal	Victoria	107.25
6th	Scotia Mullin / Joshua Kehagias	Victoria	96.60
7th	G. Jacobson Home / Freddie Pryor	New South Wales	92.64
8th	Jack Houghton / Courtney Graymore	Queensland	90.42
9th	Nelson Mears / Bryn Schievink	New Zealand	77.76
10th	Blake Marshall / Leighton Scheer	South Australia	69.24

### Girls 13 Years 1m Springboard

Place	Diver	State / Country	Score
1st	Emma Jamieson	Victoria	198.90
2nd	Tayla Tobin	Victoria	193.65
3rd	Beth Alexander	New South Wales	192.60
4th	Abigail Dawson	Victoria	188.95
5th	Georgia Shaw	New South Wales	176.40
6th	Laura Duffy	Queensland	169.80
7th	Kayla Forkert	New Zealand	168.35
8th	Bronte Davies Russell	New South Wales	162.85
9th	Brittany Lambert	Queensland	155.60
10th	Kate Ritchie Lawless	New Zealand	138.45
11th	Michaela Kitchingman	Australian Capital Territory	121.95
12th	Amelia Hall	New Zealand	113.75
13th	Bethany Taylor	Australian Capital Territory	100.65



### Girls 13 Years 3m Springboard

Place	Diver	State / Country	Score
1st	Beth Alexander	New South Wales	221.00
2nd	Emma Jamieson	Victoria	219.00
3rd	Tayla Tobin	Victoria	201.25
4th	Abigail Dawson	Victoria	199.30
5th	Georgia Shaw	New South Wales	197.05
6th	Bronte Davies Russell	New South Wales	185.40
7th	Kayla Forkert	New Zealand	168.30
8th	Laura Duffy	Queensland	164.55
9th	Brittany Lambert	Queensland	154.80
10th	Michaela Kitchingman	Australian Capital Territory	133.05
11th	Kate Ritchie Lawless	New Zealand	129.90

### Boys 13 Years 1m Springboard

Place	Diver	State / Country	Score
1st	James Connor	Victoria	223.70
2nd	Hamish Browning	Victoria	195.60
3rd	Theodore Petrakos	Victoria	185.45
4th	Chao Chen Hsiao	New Zealand	182.20
5th	Daniel Nykiel	Tasmania	163.55
6th	Nicholas Parker	South Australia	162.20
7th	Aidan Chipps	Western Australia	157.65
8th	Campbell Cole	New South Wales	150.75
9th	Jake Howie	New South Wales	139.30
10th	Ka Cheek Lee	Macau	128.35
11th	Lucas Wagschall	New South Wales	126.25
12th	Grayson Moffatt	New Zealand	115.90
13th	Jayden Pearson	Tasmania	76.35

### Boys 13 Years 3m Springboard

Place	Diver	State / Country	Score
1st	James Connor	Victoria	226.75
2nd	Theodore Petrakos	Victoria	196.25
3rd	Chao Chen Hsiao	New Zealand	191.00
4th	Matthew Pozzobon	Victoria	182.25
5th	Ka Cheek Lee	Macau	167.30
6th	Nicholas Parker	South Australia	160.10
7th	Jake Howie	New South Wales	146.20
8th	Campbell Cole	New South Wales	145.95
9th	Aidan Chipps	Western Australia	145.15
10th	Daniel Nykiel	Tasmania	137.05
11th	Grayson Moffatt	New Zealand	131.35
12th	Lucas Wagschall	New South Wales	104.60
13th	Jayden Pearson	Tasmania	90.40

### Girls 14 Years 1m Springboard

Place	Diver	State / Country	Score
1st	Victoria Hunt	New South Wales	224.55
2nd	Lauren Arnold	Victoria	223.35
3rd	Kahlia Warner	Victoria	217.10
4th	Grace Rowe	New South Wales	216.10
5th	Kate Irving	New Zealand	202.10
6th	Jenni Hicks	Victoria	194.00
7th	Hannah Forrell	New South Wales	190.70
8th	Tineale Potter	South Australia	183.75
9th	Danielle Talbert	New Zealand	168.30
10th	Hayley Dunstan	New Zealand	159.35
11th	Alexandra Dun	Australian Capital Territory	154.05
12th	Samantha Calver	Australian Capital Territory	132.95

### Girls 14 Years 3m Springboard

Place	Diver	State / Country	Score
1st	Kahlia Warner	Victoria	251.25
2nd	Lauren Arnold	Victoria	249.55
3rd	Kate Irving	New Zealand	247.45
4th	Grace Rowe	New South Wales	246.70
5th	Victoria Hunt	New South Wales	226.05
6th	Stephanie Ewen	New Zealand	213.80
7th	Jenni Hicks	Victoria	207.95
8th	Danielle Talbert	New Zealand	196.65
9th	Alexandra Dun	Australian Capital Territory	188.50
10th	Tineale Potter	South Australia	184.30
11th	Amy Chiverton	Queensland	180.70

### Boys 14 Years 1m Springboard

Place	Diver	S / C	Score
1st	Darcy Taylor	VIC	263.25
2nd	Theodore Scordas	VIC	215.10
3rd	Angus McLardie	VIC	209.00
4th	William Smith	NSW	174.25
5th	Zachary Harb	NSW	155.55
6th	Tom Van Gils	NSW	141.15
7th	Joshua Wood	SA	139.00

### Boys 14 Years 3m Springboard

Place	Diver	State / Country	Score
1st	Darcy Taylor	Victoria	282.60
2nd	Angus McLardie	Victoria	234.00
3rd	Theodore Scordas	Victoria	225.95
4th	Tom Van Gils	New South Wales	163.10
5th	Joshua Wood	South Australia	156.10
6th	Zachary Harb	New South Wales	154.45
7th	William Smith	New South Wales	141.80

### Girls 13-14 Years Platform

Place	Diver	State / Country	Score
1st	Beth Alexander	New South Wales	218.75
2nd	Emma Jamieson	Victoria	215.45
3rd	Lauren Arnold	Victoria	204.20
4th	Kahlia Warner	Victoria	198.40
5th	Kate Irving	New Zealand	195.00
6th	Victoria Hunt	New South Wales	172.65
7th	Grace Rowe	New South Wales	168.05
8th	Stephanie Ewen	New Zealand	163.30
9th	Kayla Forkert	New Zealand	160.20
10th	Tineale Potter	South Australia	147.50
11th	Alexandra Dun	Australian Capital Territory	139.70
12th	Brittany Lambert	Queensland	137.80
13th	Laura Duffy	Queensland	122.00

### Boys 13-14 Years Platform

Place	Diver	State / Country	Score
1st	James Connor	Victoria	235.45
2nd	Darcy Taylor	Victoria	230.00
3rd	Hamish Browning	Victoria	184.75
4th	Ka Cheok Lee	Macau	167.40
5th	Callum Roots	New South Wales	156.85
6th	Aidan Chipps	Western Australia	156.15
7th	Daniel Nykiel	Tasmania	142.55
8th	Lucas Wagschall	New South Wales	131.60



### Girls 13-14 Years Synchro

Place	Divers	State / Country	Score
1st	Khalia Warner / Emma Jamieson	Victoria	204.51
2nd	Lauren Arnold / Jenni Hicks	Victoria	183.81
3rd	Tayla Tobin / Abigail Dawson	Victoria	183.63
4th	Kate Irving / Fiona Cameron	New Zealand	180.99
5th	Beth Alexander / Georgia Shaw	NSW	176.10
6th	Hayley Dunstan / Danielle Talbot	New Zealand	170.94
7th	Kayla Forkert / Kate Ritchie-Lawless	New Zealand	156.15
8th	Brittany Lambert / Alexandra Dun	Queensland/Aust Capt Territory	152.28
9th	Bronte Davies Russell / Grace Rowe	New South Wales	148.86
10th	Bethany Taylor / Michaela Kitchingman	Australian Capital Territory	126.00
11th	Amy Chiverton / Laura Duffy	Queensland	120.27

### Boys 13-14 Years Synchro

Place	Divers	State / Country	Score
1st	Darcy Taylor / James Connor	Victoria	205.56
2nd	Theo Petrakos / Hamish Browning	Victoria	189.48
3rd	Chao Chen Hsiao / Liam Stone	New Zealand	182.70
4th	Nicholas Parker / Tineale Potter	South Australia	163.32
5th	Theo Scordas / Angus McLardie	Victoria	155.10
6th	Daniel Nykiel / Mollie Allison	Tasmania	138.00
7th	Campbell Cole / Lucas Wagschall	New South Wales	134.94
8th	Callum Roots / William Smith	New South Wales	131.76
9th	Lincoln Potter / Joshua Wood	South Australia	121.32
10th	Nicholas Bransdon / Jake Howie	New South Wales	114.57
11th	Jayden Pearson / Aaron Harvey	Tasmania	90.72
12th	Tom Van Gils / Aidan Chipps	New South Wales/Western Aust	85.56

### Girls 15 Years 1m Springboard

Place	Diver	State / Country	Score
1st	Anabelle Smith	Victoria	332.70
2nd	Olivia Carter	Victoria	302.25
3rd	Hannah Thek	Victoria	289.80
4th	Sarah Watson	Western Australia	258.70
5th	Jasmine Matkovic	Queensland	248.20
6th	Catriona Luxford	New South Wales	247.55
7th	Maddi Houghton	Queensland	234.25
8th	Emma O'Connor	New Zealand	232.55
9th	Lydia Wakefield	New Zealand	231.00
10th	Marlee Barber	New South Wales	221.05
11th	Hayley Mellon	Queensland	215.25
12th	Natasha Forkert	New Zealand	210.75
13th	Danella Ashwin	Western Australia	207.10
14th	Kate Rickards	NSW	186.60



### Girls 15 Years 3m Springboard

Place	Diver	State / Country	Score
1st	Anabelle Smith	Victoria	353.55
2nd	Hannah Thek	Victoria	324.35
3rd	Olivia Carter	Victoria	310.80
4th	Sarah Watson	Western Australia	268.30
5th	Maddi Houghton	Queensland	266.00
6th	Jasmine Matkovic	Queensland	258.55
7th	Danella Ashwin	Western Australia	256.00
8th	Cassie Storey	New Zealand	255.45
9th	Deanna Bax	Queensland	248.65
10th	Claudia Perry	Western Australia	248.50
11th	Marlee Barber	New South Wales	236.85
12th	Emma O'Connor	New Zealand	236.35
13th	Lydia Wakefield	New Zealand	226.35
14th	Catriona Luxford	New South Wales	225.40
15th	Kate Rickards	New South Wales	163.85

### Boys 15 Years 1m Springboard

Place	Diver	State / Country	Score
1st	Ollie Armstrong-Scott	New Zealand	303.90
2nd	Josiah Purss	New South Wales	295.40
3rd	Alexander Turner	New South Wales	221.80
4th	Liam Atkins	Victoria	221.20
5th	Owen Gilbert	New South Wales	215.35
6th	Jacob Coutie	New Zealand	209.25
7th	Billy McIntosh	Victoria	197.80
8th	Elliott Jones	Victoria	160.35

### Boys 15 Years 3m Springboard

Place	Diver	State / Country	Score
1st	Ollie Armstrong-Scott	New Zealand	346.65
2nd	Josiah Purss	New South Wales	324.90
3rd	Jacob Coutie	New Zealand	269.00
4th	Liam Atkins	Victoria	256.60
5th	Owen Gilbert	New South Wales	224.15
6th	Billy McIntosh	Victoria	223.90
7th	Alexander Turner	New South Wales	187.90

### Girls 16 Years 1m Springboard

Place	Diver	State / Country	Score
1st	Lexi Mills	New Zealand	336.30
2nd	Brigitta Cooper	New Zealand	326.20
3rd	Brooke Wheeler	Victoria	315.45
4th	Megan Eckersley	Queensland	297.35
5th	Eryn Fullard	Victoria	288.90
6th	Nicole Foo	New South Wales	282.55
7th	Corinne Robertson	Western Australia	259.30
8th	Megan Traynor	Tasmania	257.30
9th	Erin Bennett	Queensland	250.10
10th	Bridgette Squires	Queensland	245.60
11th	Jodie Cohen	New South Wales	238.65
12th	Caitlin Taylor	Australian Capital Territory	220.25
13th	Bridget Maritz	New South Wales	211.95
14th	Samantha Southwell	Australian Capital Territory	175.80

### Girls 16 Years 3m Springboard


Place	Diver	State / Country	Score
1st	Brooke Wheeler	Victoria	350.30
2nd	Lexi Mills	New Zealand	331.00
3rd	Megan Eckersley	Queensland	323.15
4th	Brigitta Cooper	New Zealand	302.45
5th	Nicole Foo	New South Wales	287.80
6th	Bridgette Squires	Queensland	283.60
7th	Eryn Fullard	Victoria	266.10
8th	Corinne Robertson	Western Australia	252.10
9th	Erin Bennett	Queensland	247.85
10th	Megan Traynor	Tasmania	244.40
11th	Bridget Maritz	New South Wales	236.05
12th	Caitlin Taylor	Australian Capital Territory	235.10
13th	Jodie Cohen	New South Wales	225.00

### Boys 16 Years 1m Springboard

Place	Diver	State / Country	Score
1st	Jesse Carver	Queensland	382.45
2nd	Cameron Rees	Victoria	353.40
3rd	Angus Colloff	New South Wales	342.45
4th	Benjamin Trabinger	Australian Capital Territory	316.75
5th	Tom Green	New Zealand	312.50
6th	Luke Hubbard	Victoria	310.20
7th	Michael Hughes	Tasmania	300.80
8th	Shaun Swadling	New South Wales	246.65
9th	Chris Marshall	New South Wales	234.05

### Boys 16 Years 3m Springboard

Place	Diver	State / Country	Score
1st	Jesse Carver	Queensland	329.20
2nd	Angus Colloff	New South Wales	320.70
3rd	Cameron Rees	Victoria	299.25
4th	Tom Green	New Zealand	293.60
5th	Luke Hubbard	Victoria	289.50
6th	Benjamin Trabinger	Australian Capital Territory	277.80
7th	Michael Hughes	Tasmania	250.85
8th	Chris Marshall	New South Wales	234.95
9th	Shaun Swadling	New South Wales	211.35



### Girls 15-16 Years Platform

Place	Diver	State / Country	Score
1st	Anabelle Smith	Victoria	337.95
2nd	Olivia Carter	Victoria	283.70
3rd	Hannah Thek	Victoria	281.80
4th	Claudia Perry	Western Australia	222.25
5th	Bridgette Squires	Queensland	207.40
6th	Maddi Houghton	Queensland	198.10
7th	Corinne Robertson	Western Australia	196.05
8th	Marlee Barber	New South Wales	195.95
9th	Megan Eckersley	Queensland	194.00
10th	Tegan Heap	New South Wales	193.25
11th	Natasha Forkert	New Zealand	190.65
12th	Emma O'Connor	New Zealand	189.90
13th	Danella Ashwin	Western Australia	163.40
14th	Megan Traynor	Tasmania	156.70
15th	Cassie Storey	New Zealand	153.95
16th	Caitlin Taylor	Australian Capital Territory	143.05

### Boys 15-16 Years Platform

Place	Diver	State / Country	Score
1st	Cameron Rees	Victoria	285.70
2nd	Josiah Purss	New South Wales	277.65
3rd	Jesse Carver	Queensland	268.15
4th	Tom Green	New Zealand	242.30
5th	Luke Hubbard	Victoria	225.90
6th	Benjamin Trabinger	Australian Capital Territory	218.35
7th	Jacob Coutie	New Zealand	205.10
8th	Chris Marshall	New South Wales	190.85
9th	Liam Atkins	Victoria	189.15

### Girls 15-16 Years Synchro

Place	Divers	State / Country	Score
1st	Annabelle Smith / Hannah Thek	Victoria	275.31
2nd	Bridgette Squires / Megan Eckersley	Queensland	238.08
3rd	Nicole Foo / Catriona Luxford	New South Wales	229.68
4th	Cassie Storey / Brigitta Cooper	New Zealand	218.04
5th	Danella Ashwin / Claudia Perry	Western Australia	214.02
6th	Corinne Robertson / Sarah Watson	Western Australia	200.28
7th	Jasmine Matkovic / Eryn Fullard	Queensland	196.68
8th	Maddi Houghton / Hayley Mellon	Queensland	196.14
9th	Bridget Maritz / Kate Rickards	New South Wales	167.19
10th	Erin Bennett / Claudia Larkins	Queensland	157.92
11th	Natasha Forkert / Stephanie Ewen	New Zealand	146.52
12th	Samantha Calver / Samantha Southwell	Australian Capital Territory	118.95

### Boys 15-16 Years Synchro

Place	Divers	State / Country	Score
1st	Jacob Coutie / Angus McLardie	New Zealand / Victoria	212.79
2nd	Billy McIntosh / Callum Roots	Victoria	196.14
3rd	Alex Turner / Shaun Swadling	New South Wales	188.28
4th	Ben Trabinger / Caitlin Taylor	Australian Capital Territory	181.65
5th	Chris Marshall / Jodie Cohen	New South Wales	172.77
6th	Owen Gilbert / Zac Harb	New South Wales	172.62
7th	Matthew Pozzobon / Elliott Jones	Victoria	159.12
8th	Michael Hughes / Megan Traynor	Tasmania	143.73

### Girls 17 Years 1m Springboard

Place	Diver	State / Country	Score
1st	Bree Mellberg	Victoria	406.95
2nd	Kate McIntosh	Victoria	379.20
3rd	Emma Ludowici	New South Wales	320.60
4th	Lucy Goldby	Victoria	311.65
5th	Jamie Rodriguez	New Zealand	286.95
6th	Elizabeth Telfer	South Australia	206.90

### Girls 17 Years 3m Springboard

Place	Diver	State / Country	Score
1st	Bree Mellberg	Victoria	450.95
2nd	Kate McIntosh	Victoria	433.90
3rd	Lucy Goldby	Victoria	344.95
4th	Emma Ludowici	New South Wales	336.00

### Boys 17 Years 1m Springboard

Place	Diver	State / Country	Score
1st	Luke Hayes	Victoria	364.00
2nd	Matthew Duffy	Queensland	313.35
3rd	James Bryan	New South Wales	308.50
4th	Hector Simpson	Victoria	297.00
5th	Giles Aley	New South Wales	290.35
6th	Lachlan McGinnes	Victoria	277.45
7th	Tyson Austine	New South Wales	207.60

### Boys 17 Years 3m Springboard

Place	Diver	State / Country	Score
1st	Luke Hayes	Victoria	442.05
2nd	Matthew Duffy	Queensland	399.15
3rd	Giles Aley	New South Wales	364.75
4th	Lachlan McGinnes	Victoria	359.85
5th	Hector Simpson	Victoria	343.55
6th	James Bryan	New South Wales	334.15
7th	Tyson Austine	New South Wales	224.80

### Girls 17-19 Years Platform

Place	Diver	State / Country	Score
1st	Bree Mellberg	Victoria	298.75
2nd	Lucy Goldby	Victoria	243.80
3rd	Emma Ludowici	New South Wales	229.55
4th	Elizabeth Telfer	South Australia	182.45

### Girls 17-19 Years Synchro

Place	Divers	State / Country	Score
1st	Brooke Wheeler / Kate McIntosh	Victoria	250.50
2nd	Olivia Carter / Lucy Goldby	Victoria	239.82
3rd	Bree Mellberg / Eryn Fullard	Victoria	224.55
4th	Lexi Mills / Jamie Rodriguez	New Zealand	222.36
5th	Victoria Hunt / Emma Ludowici	New South Wales	167.22

### Boys 17-19 Years Platform

<i>Place</i>	<i>Diver</i>	<i>State / Country</i>	<i>Score</i>
1st	Luke Hayes	Victoria	333.30
2nd	Matthew Duffy	Queensland	326.95
3rd	Giles Aley	New South Wales	260.65
4th	Lachlan McGinnes	Victoria	248.75
5th	James Bryan	New South Wales	197.55
6th	Liam Wanless	New South Wales	165.85

### Boys 17-19 Years Synchro

<i>Place</i>	<i>Divers</i>	<i>State / Country</i>	<i>Score</i>
1st	Matthew Duffy / Jesse Carver	Queensland	271.50
2nd	Luke Hubbard / Lachlan McGinnes	Victoria	246.21
3rd	Cameron Rees / Hector Simpson	Victoria	216.99
4th	James Bryan / Giles Aley	New South Wales	204.72
5th	Luke Hayes / Liam Atkins	Victoria	204.00
6th	Liam Wanless / Tyson Austine	New South Wales	166.29